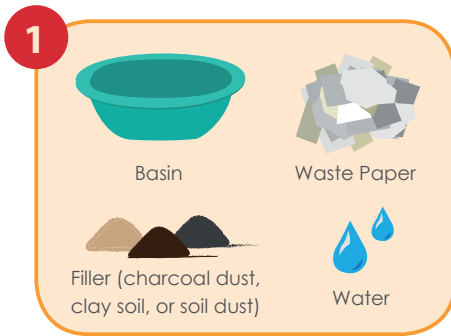
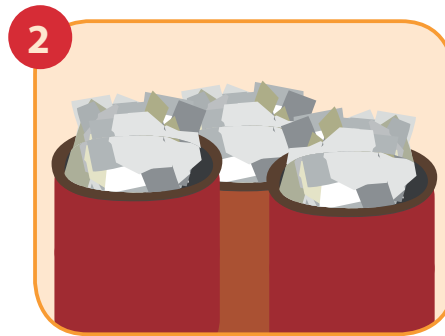


7 STEPS to make Eco-Fuel Briquettes



Materials you will need: basin, waste paper, filler (charcoal dust, clay soil, or soil dust), water.



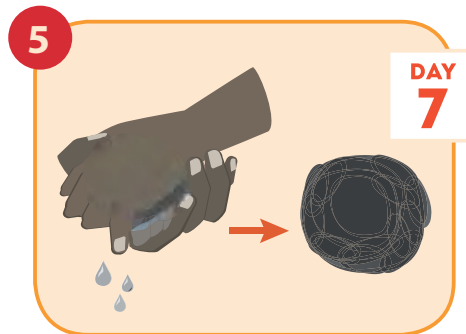
Collect waste paper in the community.



Soak waste paper in basin for 5 days with water. Note: 70% paper, 10% water (5 to 10 litres) and 20% filler (see Step 4).



On day 6, drain water out from basin and mix filler with paper mush. Note: filler can be charcoal dust, clay soil or saw dust. 20% ratio (see Step 3).



On day 7, squeeze out the remaining water out of paper between hands and form small balls.



Dry balls in the sunshine and on a clear surface for 5 days.



Briquettes are ready for use.



Use briquets for cooking at home, school, etc.



Sell briquets to neighbours, schools and supermarkets.



Save the trees from cutting.

Income Facts

Start Up Capital:
10,000 UGX

Selling Price:
10 Briquettes for 1,000 UGX

Earning Potential:
10,000 UGX per day
400,000 UGX per month